

# New Product Announcement

## M110R2615SE Starter Motor

M110R Starter	Sales #	Volts	Output	Rotation	OCP	Pinion Details			
						Teeth	Pitch	OD	PAR
M110R2615SE	M110615	12V	7.0 kW	CW	No	11	6/8	57.5	47.5



**HEAVY DUTY**  
**UP TO**  
**14 LITER**



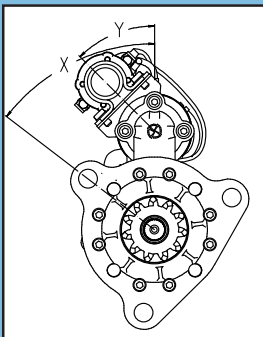
Part number	Sales Number	Engine	Application Info.	Delco	Mitsubishi
M110R2615SE	M110615	Cummins ISX (11.9L) ISM, N14	Freightliner, Sterling, Western Star, Navistar, Kenworth, Peterbilt	19011518 19011530 19011521 8200091 8200090	MIB970975 MIB970975FL FL0975 MIB970777 MIB970777FL
		CAT C12, C13	Navistar, Kenworth, Peterbilt	19011529	FL0777
		Detroit S60 (11L, 12.7L, <b>14L</b> )	Freightliner, Sterling, Western Star, Navistar, Kenworth, Peterbilt	8300019 8300009 8200289 8200308 8200050 8200104 8200290	FL0579 IN1478 D61-6002-004 D61-6002-008 PC0979 PC1479 PC1879 M983579 3815734C91 IN1478

Note: In some instances the starter flange may need to be relocked.

All M110R starters have IMS/ soft start relay.

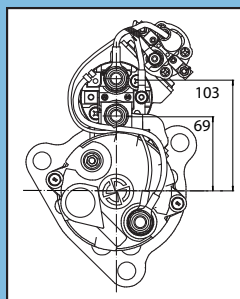
**Maximum engine displacement 14L**

### Mountings



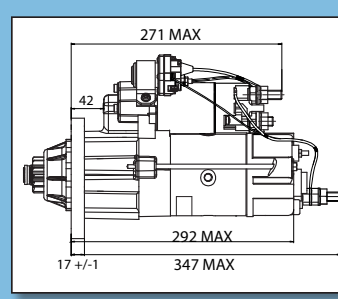
ALTERNATIVE MOUNTINGS		
FLANGE POSITION		
NO	ANGLE X	
1	52.5°	AS SUPPLIED
2	82.5°	Rotate 30° CCW
3	172.5°	Rotate 120° CCW
4	202.5°	Rotate 150° CCW
5	292.5°	Rotate 240° CCW
6	322.5°	Rotate 270° CCW
RELAY POSITION		
POS	ANGLE Y	
A	90°	Rotate 45° CW
B	45°	AS SUPPLIED
C	0°	Rotate 45° CW
D	-45°	Rotate 90° CW
E	-90°	Rotate 135° CW

### Rear Dimensional



SAE 3 Nose  
Mounting Holes 3-(16.62-16.87 mm)

### Side Dimensional



For more information  
contact your sales representative

Celebrating 100 Years • 1911-2011