



New Product Announcement

M110R2601SE Starter Motor

M110R Starter	Sales #	Volts	Output	Rotation	OCP	Pinion Details			
						Teeth	Pitch	OD	PAR
M110R2601SE	M110601	12V	7.0 kW	CW	No	12	Mod 3	43.97	47.6



HEAVY DUTY
UP TO 14 LITER



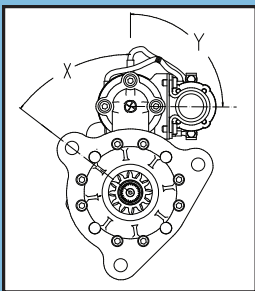
Part Number	Sales Number	Engine	Application Info.	Delco	Mitsubishi
M110R2601SE	M110601	MBE4000	Freightliner Sterling Western Star	19011514	MIB971179
				8200084	MIB971179FL
				8300013	FL1179
				8300008	

Note: In some instances the starter flange may need to be relocked

All M110R starters have IMS/ soft start relay.

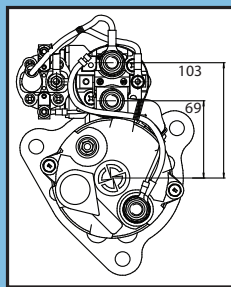
Maximum engine displacement 14L

Mountings

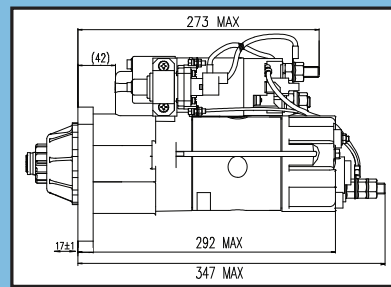


ALTERNATIVE MOUNTINGS		
FLANGE POSITION		
NO	ANGLE X	
1	52.5°	AS SUPPLIED
2	82.5°	Rotate 30° CCW
3	172.5°	Rotate 120° CCW
4	202.5°	Rotate 150° CCW
5	292.5°	Rotate 240° CCW
6	322.5°	Rotate 270° CCW
RELAY POSITION		
POS	ANGLE Y	
A	90°	Rotate 180° CCW
B	45°	Rotate 135° CCW
C	0°	Rotate 90° CCW
D	-45°	Rotate 45° CCW
E	-90°	AS SUPPLIED

Rear Dimensional



Side Dimensional



**For more information
contact your sales representative**

Celebrating 100 Years • 1911-2011

Marketing Information

Prestolite
Leece-Neville